



Homeless Reduction Act in Eastbourne and Lewes

18th April 2018

National Picture

Table 1: Summary of homelessness statistics.

Summary of Homelessness Statistics	2009/10	2014/15	2015/16	% change 2014/15- 2015/16	% change 2009/10- 2015/16
Rough sleeping in England – snapshot (1)	1,768	3,569	4,134	16	134
Rough sleeping in London – annual (2)	3,673	7,581	8,096	7	120
Local authority statutory homelessness cases – annual (3)	89,120	112,350	114,780	2	29
Local authority statutory homelessness acceptances – annual (4)	40,020	54,430	57,740	6	44
Local authority homelessness prevention and relief cases (5)	165,200	220,800	213,300	-3	29
Total local authority homelessness case actions (6)	205,220	275,230	271,050	-2	32

Overview of Housing Need

HOMES

Lewes and Eastbourne
Councils

working together for you

FIRST

	Eastbourne			Lewes		
	2016	2017	TOTAL	2016	2017	TOTAL
Total advice cases (Locata)	1380	1338	2718 (100%)	847	508	1121 (100%)
Homeless applications (P1E)	469	352	822 (30%)	444	168	612 (54%)
Accepted duty (P1E)	87	89	176 (6.5%)	79	53	132 (11.8%)

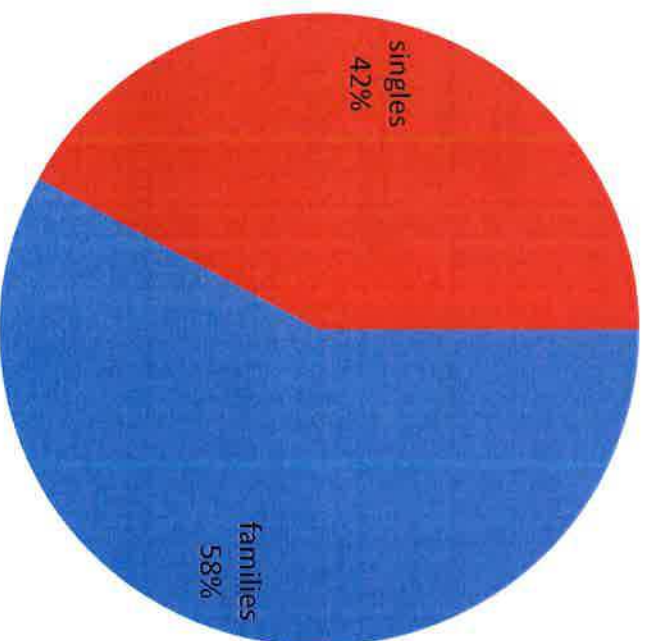
Figures are for calendar year

Overview of housing need

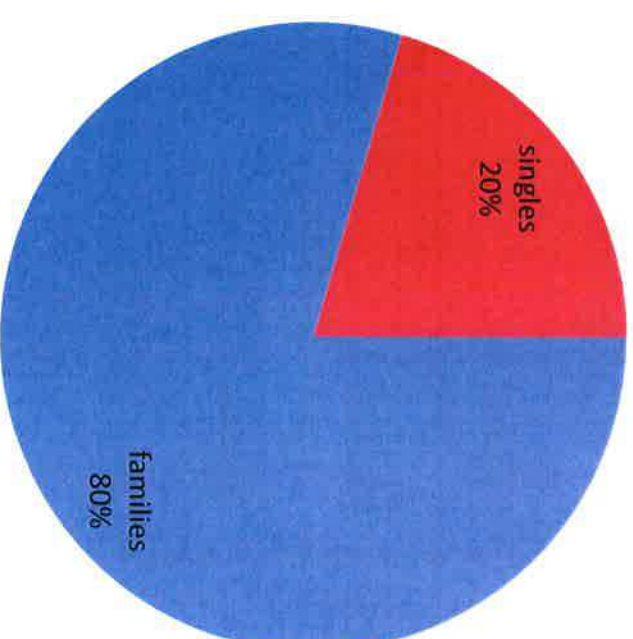


For 2017 calendar year

Eastbourne Accepted Cases



Lewes Accepted Cases



Of the accepted cases:

- Roughly 30% had 3 or more children
- More than 50% were evicted from private rented accommodation

Overview of housing need



TA numbers in East Sussex



- 89 in Emergency Accommodation in Eastbourne
- YTD: £161,498 for B&B Lewes £738,528 for B&B Eastbourne
- not all of this can be claimed back via HB / UC/ service charge.
- Significant shortfall, £103,000 in Eastbourne alone
- Will increase as UC takes effect.

Rough Sleeping in Eastbourne and Lewes

Numbers 2017/18

- HUB – **70** individuals (89 approaches to HUB)
 - 29 incl. in rough sleeper count (41 not incl. in rough sleeper count)
 - 4 accommodated under SWEP (66 not accommodated under SWEP)
- Rough sleeping count - **41** Eastbourne / **1** Lewes
 - 29 Eastbourne clients known to HUB (12 not known to HUB)
 - 3 accommodated under SWEP (38 not accommodated under SWEP)
- SWEP - **26** admissions
 - 4 known to the HUB (22 not known to HUB)
 - 3 known to Rough sleeping count (23 not incl. in rough sleeper count)
 - 1 known to all three groups

Challenges

- **JTP – transactional model**
 - clear thresholds - Homeless applications not black and white
 - Staff shortages, challenges is recruiting experienced staff
 - Old IT systems not fit for reporting purposes - CX not live until 18th June
- **Homelessness Reduction Act – April 2018**
 - New duty to assess – anticipate 50% increase on number of assessments
 - Increased length of assessment – 1.5-2 hours per client
 - Increases prevention period to 56 days
 - New reporting systems
- **UC**
 - Welfare reforms increase financial pressures; increase arrears, increase homelessness
 - Increase in rough sleeping
 - Harder to place/prevent in PRS
- **Housing Market**
 - LHA shortfall
 - LL reluctance to accept clients of benefits

Homeless Reduction Act



- Duty to refer - Autumn
- Duty to assess including Personal Housing Plan
- Duty to prevent
- Duty to relieve
- Can end duty due to Non-cooperation
- Several new decision stages which for which client has right to review.
- Increased need for interim accommodation
- Doesn't change ultimate duty to accommodate! Final outcome remains the same as it was before, but twice the work to get there!

HRA so far

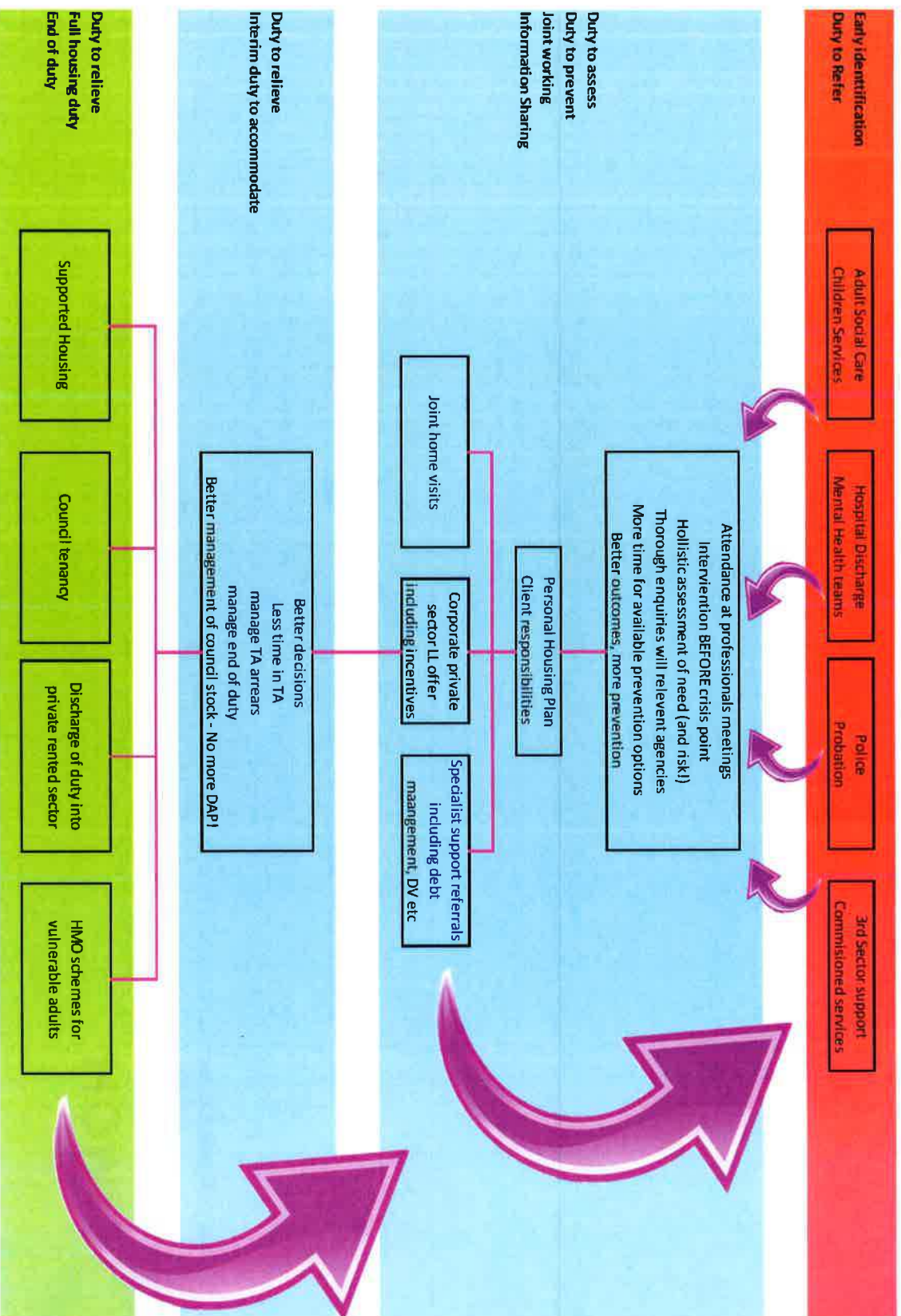


- **Eastbourne**
 - 100 applications (3rd April - 18th April)
 - 59% increase on same period last year
 - **Only 8 new admissions to TAI!**
 - 70% Prevention (not homeless on the day)
 - 20% Relief (homeless on the day)
 - 10% not at risk of homelessness after enquiries
- **Lewes**
 - Actual figures unavailable
 - Significantly less demand
- Staff have struggled to complete statutory paperwork for each case within 2 hours
- Long queues in contact centre
- Still many aspects of the new Act to be defined by caselaw

Next steps

- NO MAGIC WAND to reduce homelessness or associated costs
- Manage TA figures – unlikely to reduce given additional numbers
- HRA implementation plan, including Pathways and Partnerships Plan
 - Staff training
 - Allocations policy
 - Rough sleeping strategy including Housing First model
 - Homeless strategy
 - DV strategy
 - LL incentive package

The future...



- Any questions?